

# KONNECT

Modular Grid-Based Shelving System











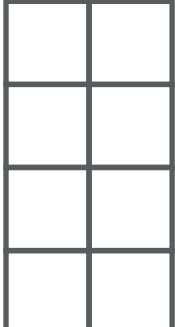
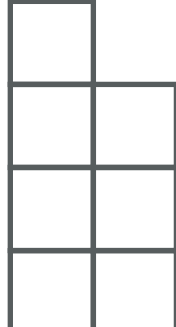




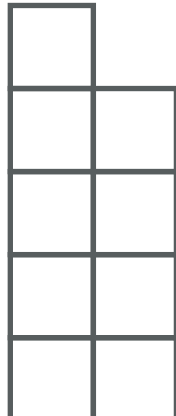


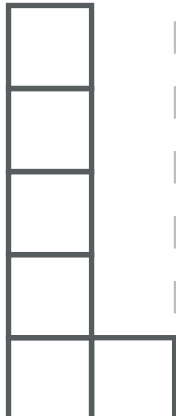











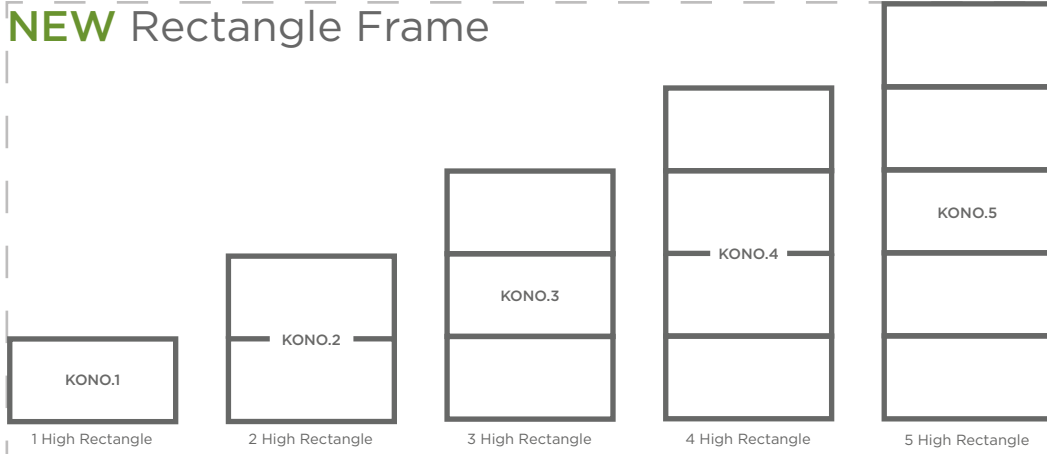
Konnnect is a modular grid-based shelving and storage system, designed to create flexible zones within a workspace. A configurable, extensive range of accessories can be added to the metal structure to provide functional, biophilic and storage options to an environment. The range also provides media applications and desking for office or remote working. Developed with sustainability in mind, we have reduced the number of plastic components and fixings. The Konnnect accessories are engineered to fit within the metal frame and allow the user to constantly adapt and evolve their spaces.



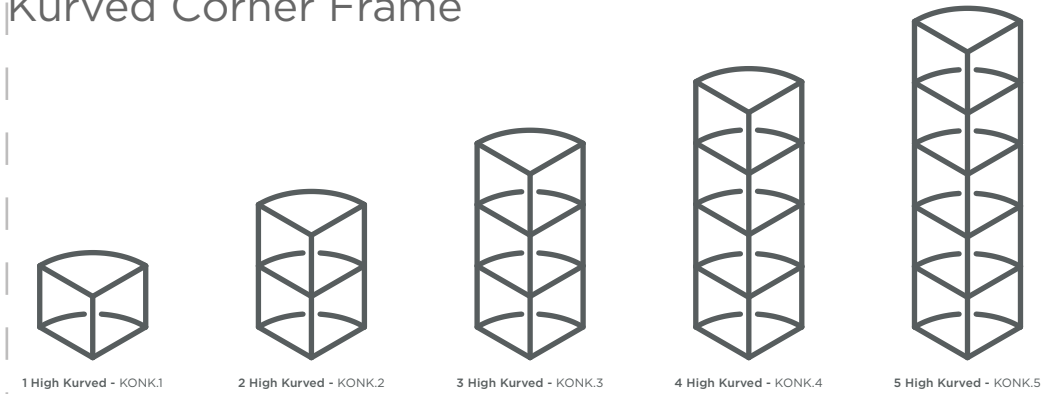
# Standard Frames

426	 <p>1 High Single - KON.1 / 1 High Kurved - KONK.1</p>	 <p>1 High Double - KON.1X1</p>				
839	 <p>2 High Single - KON.2 / 2 High Kurved - KONK.2</p>	 <p>2 High Double - KON.2X2</p>	 <p>2 High x 1 High - KON.2X1</p>			
1252	 <p>3 High Single - KON.3 / 3 High Kurved - KONK.3</p>	 <p>3 High Double - KON.3X3</p>	 <p>3 High x 2 High - KON.3X2</p>	 <p>3 High x 1 High - KON.3X1</p>		
1665	 <p>4 High Single - KON.4 / 4 High Kurved - KONK.4</p>	 <p>4 High Double - KON.4X4</p>	 <p>4 High x 3 High - KON.4X3</p>	 <p>4 High x 2 High - KON.4X2</p>	 <p>4 High x 1 High - KON.4X1</p>	
2078	 <p>5 High Single - KON.5 / 5 High Kurved - KONK.5</p>	 <p>5 High Double - KON.5X5</p>	 <p>5 High x 4 High - KON.5X4</p>	 <p>5 High x 3 High - KON.5X3</p>	 <p>5 High x 2 High - KON.5X2</p>	 <p>5 High x 1 High - KON.5X1</p>
426						
Depth 426						

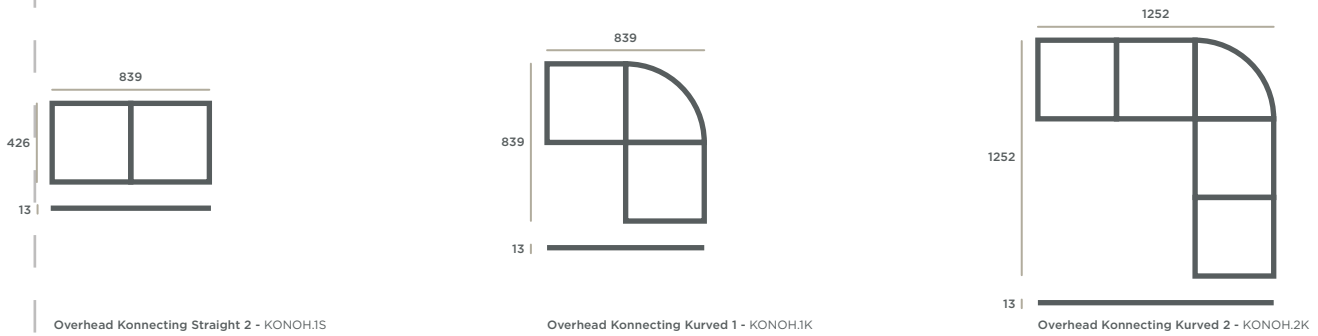
## NEW Rectangle Frame



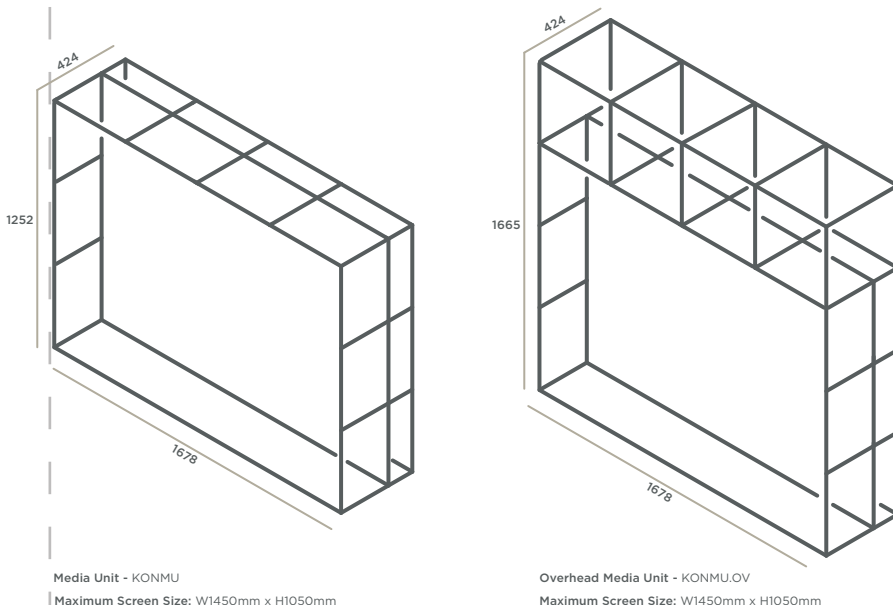
## Kurved Corner Frame



## Overhead Connecting Frame



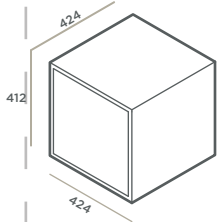
## Media Unit



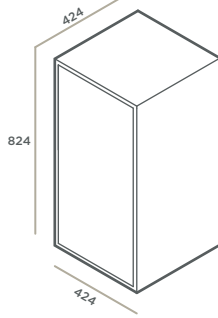
Maximum Screen Size: W1450mm x H1050mm

Maximum Screen Size: W1450mm x H1050mm

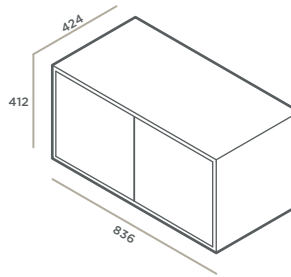
# Kabinet



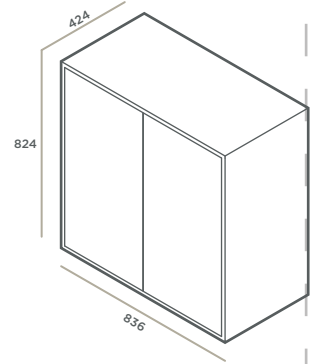
Single Small Unit - KONKAB.SS



Single Large Unit - KONKAB.SL



Double Small Unit - KONKAB.DS

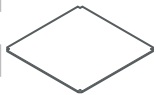


Double Large Unit - KONKAB.DL

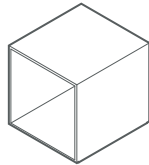
Kabinets are fitted with push-to-open mechanism and soft-close hinges as standard. A Key CAM Lock or Keypad Lock can be fitted to provide additional security

NOTE: Castors or Adjustable Feet can specified on the Frames and Kabinet units

# Accessories

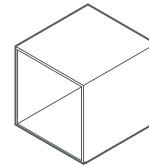


Single Shelf - KONS.S  
Connecting Compatible



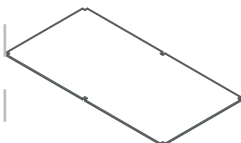
Box Shelf Open - KONBX.O  
Connecting Compatible

Internal Dimensions: W374mm x H374mm x D424mm

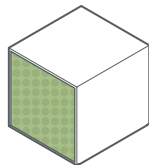


Box Shelf Closed - KONBX.C  
Connecting Compatible

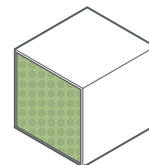
Internal Dimensions:  
W374mm x H374mm x D412mm



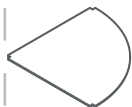
Double Shelf - KONS.D  
Connecting Compatible



Moss Panel - Single - KONM.S  
Connecting Compatible



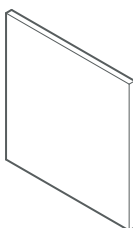
Moss Panel - Double - KONM.D  
Connecting Compatible



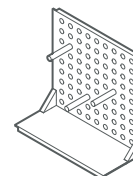
Kurved Shelf - KONS.K



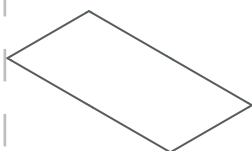
Single Cover Plate - KONCP.S



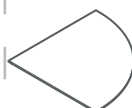
Whiteboard - KONW



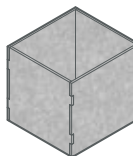
Dowel Board - KONDB



Double Cover Plate - KONCP.D

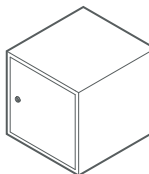


Kurved Cover Plate - KONCP.K



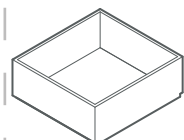
Felt Box - KONFB

Pinnable surface  
Made from 60% Recycled PET (from used plastic bottles)  
100% Recyclable at end of life  
No formaldehyde binders  
Low VOCs  
Fire Rating EN 13501-1:2007+a1:2009 - B, s1, d0 ASTM E84-16 - Class A



Locker - KONL  
Connecting Compatible

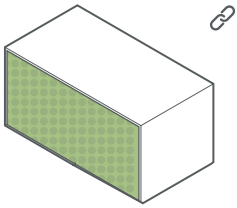
Key CAM Lock fitted as standard  
Additional Specifications:  
Keypad Lock (replace Key CAM Lock)  
Letterbox  
Number plates (1-99)



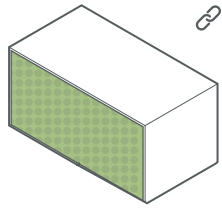
Planter - KONP  
Connecting Compatible

Internal Dimensions (for Biophilia): 398mm x 373mm x 150mm

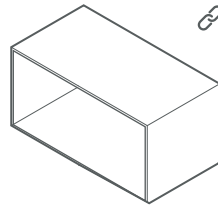
## NEW Accessories



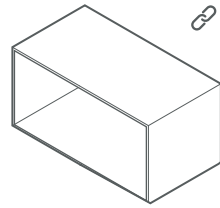
**NEW** Single Moss Panel - Rectangle  
KONMO.S



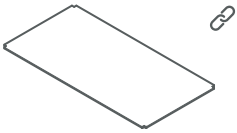
**NEW** Double Moss Panel - Rectangle  
KONMO.D



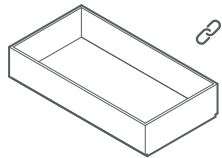
**NEW** Closed Box Shelf - Rectangle  
KONBXO.C



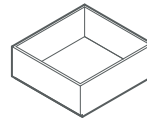
**NEW** Open Box Shelf - Rectangle  
KONBXO.O



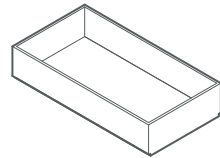
**NEW** Double Shelf - Rectangle  
KONS.DO



**NEW** Double Planter - Rectangle  
KONDPO



**NEW** Single Top Planter  
KONSTP



**NEW** Double Top Planter  
KONDTP

## Finishes

### METAL FRAME FINISHES



### PLYWOOD ACCESSORY FINISHES



### NEW MFC ACCESSORY FINISHES



### NEW LAMINATE ACCESSORY FINISHES



### PET FELT PANEL FINISHES



### Website

Check out Konnect on our website where you'll find everything you need to know about the modular grid-based shelving unit.



### Configurator

Go straight to our online configurator, where you can build your own personalised Konnect unit from scratch.



### CAD Data / Revit

We have a full range of CAD data including DWG, 3DS and Sketchup, as well as the entire collection as Revit files, free for you to download and specify.



**ØRN**  
FURNITURE